

## Tunable Back-lit LED Panel Light

\* **U-14LPZ** - 25W/30W/40W  
\* **U-22LPZ** - 25W/30W/40W  
\* **U-24LPZ** - 30W/40W/50W



### Description

The Back-lit LED panel Lighting Series is a reliable LED lighting option that can be widely used for indoor applications. Excellent for offices, multipurpose rooms, supermarkets, retail stores and many other applications.



### Applications

Offices Spaces      Retail Stores      Hallways  
Educational Spaces      Multipurpose Spaces      Warehouses

### Product Details

- Tunable, with adjustable wattage and color temperature
- High efficiency LED driver, voltage AC 120-277
- Water-resistant housing
- Easy Installation
- 0-10V Dimming capabilities

### Spec Summary

Wattage      25W/30W/40W/50W  
Input Voltage      AC 120 - 277V  
CCT      3500K/4000K/ 5000K  
Light Source      SMD 2835 LEDs  
Driver      Xiezhen Power

**DLC Listing :**14LPZ2534W27 | 22LPZ2534W27 | 24LPZ345W27

Size	Product	Power	Voltage	ColorTemp
<b>14</b> (1X4feet)	<b>LPZ</b>  LED Panel Lights	<b>25W</b>	<b>27</b> AC120-277V	<b>35K</b> (3500K)
<b>22</b> (2X2feet)		<b>25 W</b> (25W)		<b>40K</b> (4000K)
<b>24</b> (2X4feet)		<b>3 W</b> (30W)		<b>50K</b> (5000K)
		<b>4 W</b> (40W)		
		<b>5 W</b> (50W)		

### TECHNICAL PARAMETERS:

Type	DLC Listing :14LPZ2534W27   22LPZ2534W27   24LPZ345W27		
Power	25W/30W/40W/50W	Lighting Angle	113°
Input Voltage	AC120-277V	LED Brightness Decay	<5%/6000 hrs
PF	>0.98	Working Life	>75000 hrs
Driver Efficiency	>90%	Working Temperature	-20 - +40°C
Luminous Flux	2925Lm/3420Lm 4400Lm/5500Lm	Storage Temperature	-20 - +40°C
Color Temperature	3500K/4000K/5000K	Protection Level	Damp
CRI	Ra>80	Cable	Input Connect, No Cable



## Tunable Back-lit LED Panel Light

\* **U-14LPZ** - 25W/30W/40W  
\* **U-22LPZ** - 25W/30W/40W  
\* **U-24LPZ** - 30W/40W/50W

### Specifications

#### LPZ -22/24

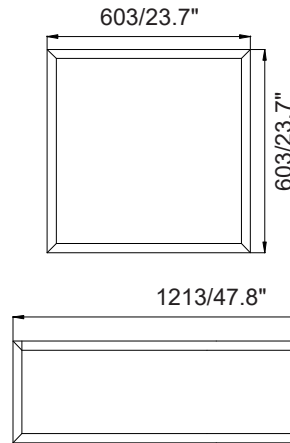
Length: 603MM/1213MM (23.7"/47.8")  
Width: 603MM (23.7")  
Depth: 41MM (1.6")  
Weight: 5.78/9.22(lbs)

#### LPZ -14

Length: 1213MM(47.8")  
Width: 301MM (11.9")  
Depth: 41MM (1.6")  
Weight: 4.43(lbs)

### Mounting

- ❖ Surface Mounting.
- ❖ Recessed lighting fixture



### Packaging information

#### ❖ 14LPZ2534W27-3545K


1242MMX210MMX331MM (4 Pcs/CTN)  
(48.9"X8.27"X13.03")

#### ❖ 22LPZ2534W27-3545K

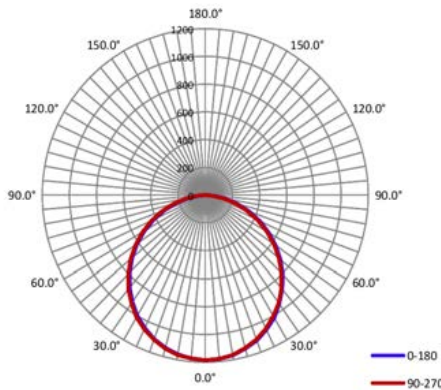
664MMX224MMX658MM (4 Pcs/CTN)  
(26.1"X8.8"X25.9")

#### ❖ 24LPZ345W27-3545K

1271MMX224MMX658MM (4 Pcs/CTN)  
(50.0"X8.8"X25.9")

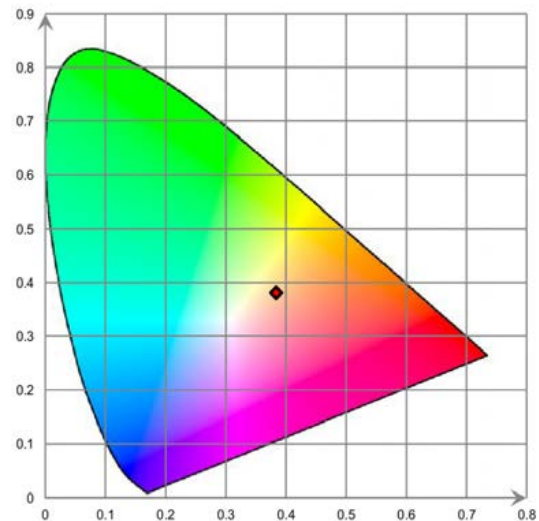


### PHOTOMETRY:



	C0/180	C45/225	C90/270	C135/315	AVG.
Beam Angle (50% I <sub>max</sub> ):	113.1	113.2	113.2	113.3	113.2
Field Angle (10% I <sub>max</sub> ):	162.6	162.6	162.6	162.7	162.6

CIE 1931 x y Chromaticity Diagram



# Tunable Back-lit LED Panel Light

- \* U-14LPZ - 25W/30W/40W
- \* U-22LPZ - 25W/30W/40W
- \* U-24LPZ - 30W/40W/50W

## Control Module:

### Adjust the switch

The Tunable LED Back-lit Panel Light's wattage and color temperature can be adjusted according to your needs. To adjust your fixture, simply shift the dial code to your preferred settings.

### Wattage/CCT Adjustment Example

