


STEALTH
LED Wall Pack
DESIGN-FUNCTION-QUALITY



Crystal Lighting Corp.





Stealth Full Cut Off LED Wall Pack Fixture, Suitable for wet locations, Perfect for lighting up Residential Exteriors, Walkways, Entry Ways, Perimeters, Parking Garages, School Campuses, Industrial/Commercial Spaces.

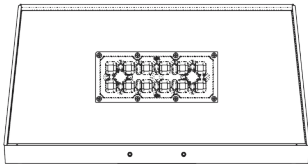
- Dark sky compliant and up light option.
- 10 year/100,000 hour limited warranty.

Features

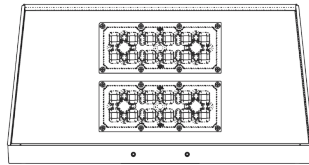
- Energy Savings: Over 66% compared to HID light sources
- Improved lumen maintenance
- Utilizes high efficient Lumiled LED's
- Operating temperatures: -30°C ~ 60°C
- Driver: Constant current, 120-277v, 50/60Hz, 480v (Optional)
- Suitable for wet locations.
- 0-10 Dimming Driver, Occupancy Sensors or PhotoCell, Emergency Battery Pack(Optional)

Construction

- Housing is heavy-Duty Aluminum
- 3 Mil Powder Coat Finish.
- Clear Optical System
- Silicone gasket to prevent leakage and provide weather-tight protection.
- Mounting: Over 4" "J" Box.

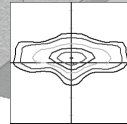


STH-II up to 60W

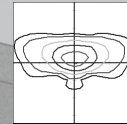


STH-II up to 100W

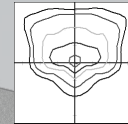
OPTIC DISTRIBUTION



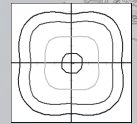
TYPE 2 (T2)



TYPE 3 (T3)



TYPE 4 (T4)

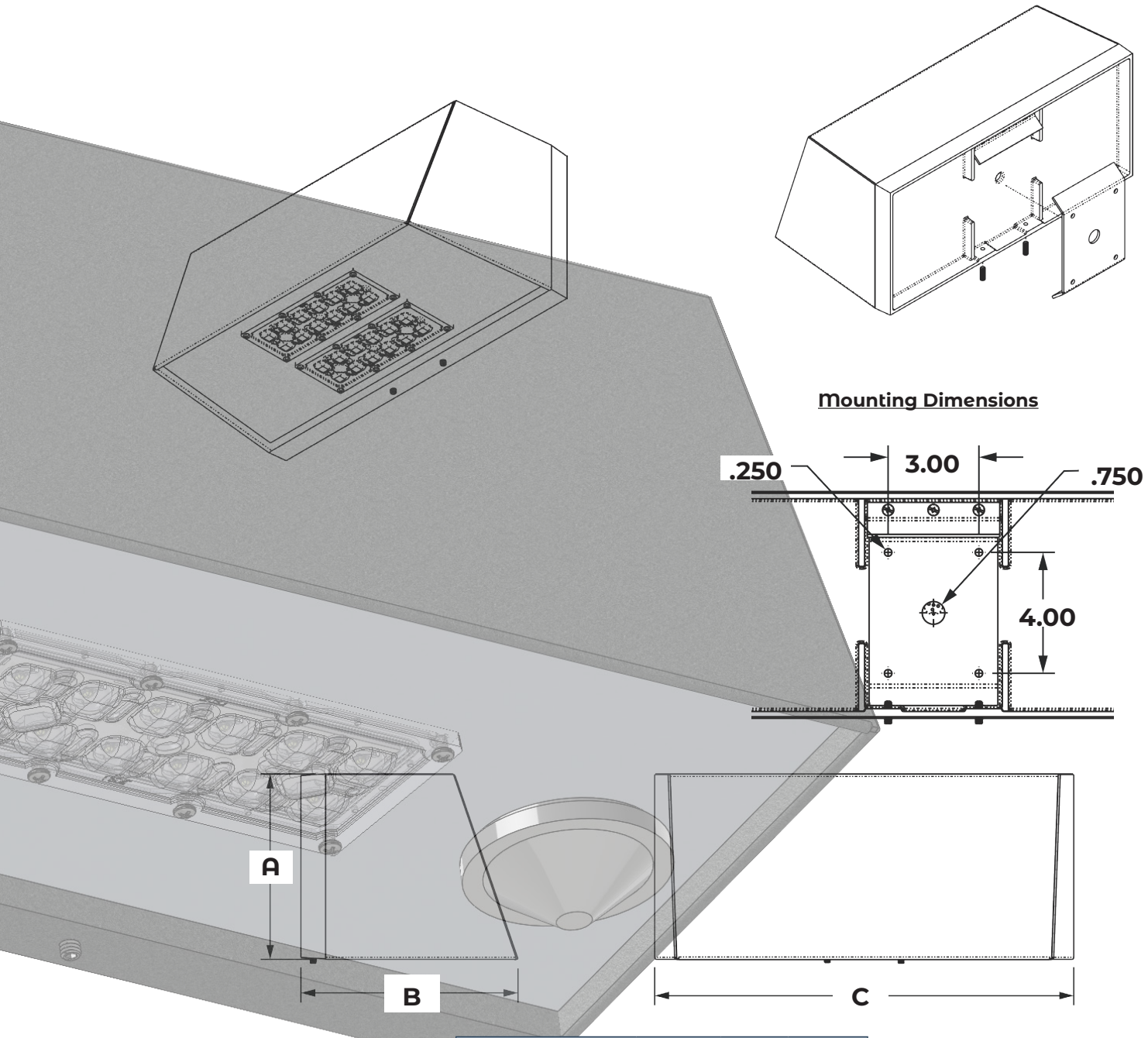


TYPE 5 (T5)

Example: STH-II-20CLED-T2-40K-MV-BZ-PC



Cat #	Wattage	Light Dist.	Color Temp.	Voltage	Finish	Options
Stealth II (STH-II)	20W (20CLED)	Type 2 (T2)	3000K (30K)	120-277V (MV)	Black (BLK)	Motion Sensor (OCC)
	40W (40CLED)	Type 3 (T3)	4000K (40K)	480V (HV)	White (WHT)	Button Photo Cell (PC)
	50W (50CLED)	Type 4 (T4)	5000K (50K)		Silver (SLR)	Wireless controls (WC)
	60W (60CLED)	Type 5 (T5)			Bronze (BRZ)	Emergency Battery Pack (EMR)
	80W (80CLED)				Graphite (GPH)	
	100W (100CLED)				Custom (CST)	



Dimensions				
Cat#	A	B	C	EPA
STH-II	7.50	8" 7/8	17	.88

Cat #	Input Power	Lumen Output	LPW	Color Temp. (CCT)	CRI	Rated Life (L70)	Input Voltage	HID Equivalent
STH-II-20CLED	25W	3,650	182	5000K	70+	>200,000	120-277V	70W MH
STH-II-40CLED	45W	6,492	162	5000K	70+	>200,000	120-277V	150W HPS
STH-II-50CLED	55W	7,780	155	5000K	70+	>200,000	120-277V	150W MH
STH-II-60CLED	65W	8,539	142	5000K	70+	>200,000	120-277V	175W PSMH
STH-II-80CLED	85W	10,340	129	5000K	70+	>200,000	120-277V	250W MH
STH-II-100CLED	105W	14,640	146	5000K	70+	>200,000	120-277V	400W PSMH

Proudly Manufactured and Assembled in the USA