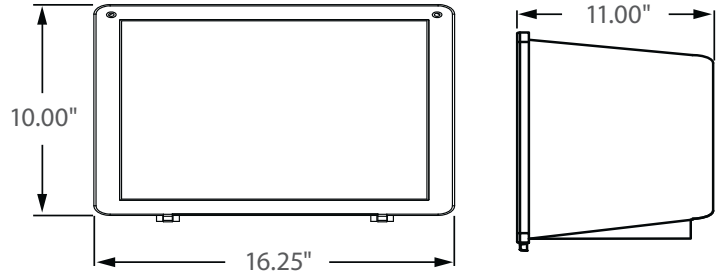




**** AVAILABLE ****

Bi-Level Dimming
100% 50%

0 - 10V
FULL DIMMING



Incredible **75,000 hrs**

GENERAL DESCRIPTION

Neptun's LED Flood fixtures feature classic form and durability to make it an excellent choice for new construction or retrofit applications. Neptun's LED-331 series fixtures feature high output LED's and custom engineered optics to provide excellent uniformity and efficiency. It can replace existing HID & HPS fixtures up to 175 Watts.

APPLICATION

- Building Accent Lighting
- Landscape Lighting
- Security Lighting
- Parking Lot Lighting
- Area Lighting
- Storage Area Lighting
- Sign Lighting

STRUCTURE, MATERIALS, & FEATURES

- Heavy-gauge, die-cast aluminum housing.
- Corrosion resistant electrocoat bronze finish (custom colors available).
- Aluminum door frame incorporates stainless steel hardware.
- Adjustable Yoke bracket or Slip-Fitter mounting arm included.
- Correlated Color Temperature of (5000°K) for greater visibility and safety.
- High Output COB LED's.
- High power factor, low THD driver with 10kV Surge Protection.
- InstantON flicker-free Cold Start and Hot Re-Start.
- Up to 15 years Maintenance free operation.
- 5 Year Warranty on complete fixture. (LED's, Driver, & Housing)
- **Optional:** 0-10V Dimming, Bi-Level Dimming, Remote Monitoring and ON/ OFF Control, DC 24V Operation - Solar Compatible

ORDERING INFORMATION

Sample Number: LED-331040-UNV-0-10VDIM-YK-850-LD-120V-BRZ
Custom options and accessories available. Please consult factory

Series	Wattage	Voltage	Options	Mounting	Color Temp	Accessories	Color
LED-331 = Flood	040 = 40 W 060 = 60 W 080 = 80 W	UNV = 120-277 VAC 347V = 347 VAC 480V = 480 VAC 24VDC = 24 VDC	0-10VDIM = 0-10V Dimming BL-DIM = Bi-Level Dimming * * Includes Motion Sensor ** Contact Factory for dimming options	SF = Slip Fitter YK = Yoke Bracket	835 = 3500°K 841 = 4100°K 850 = 5000°K * * Standard	LD-120V = Photocell 120V LD-277V = Photocell 277V MD = Motion Sensor ON/OFF	BRZ = Bronze * Custom Colors Available



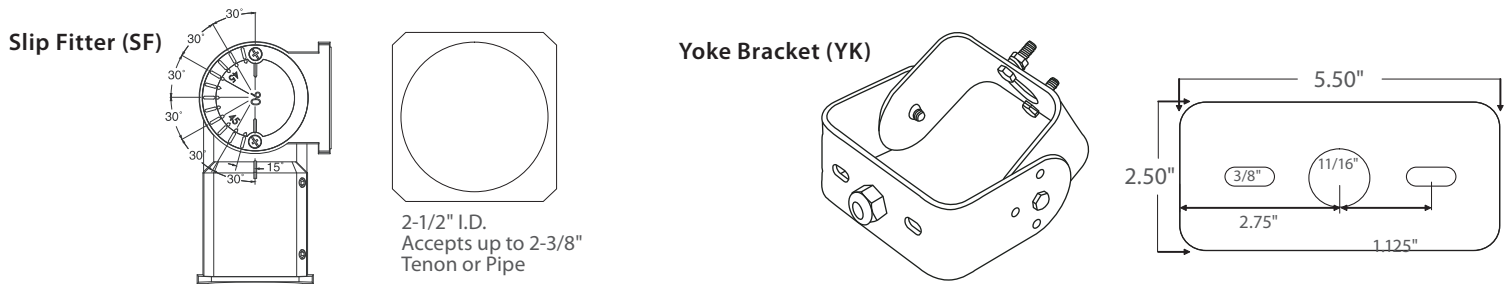
PRODUCT INFORMATION

Model No.	Description	Rated Watts	Input Watts	Initial Lumens	Universal Line Voltage (VAC)	Max Line Current (Amp) @ 120 - 277	THD	Power Factor	Weight
LED-331040-UNV	LED Flood Fixture	40	42	3,600	120-277	0.34-0.15	<20%	>0.90	20 lbs.
LED-331060-UNV	LED Flood Fixture	60	62	5,400	120-277	0.52-0.22	<20%	>0.90	20 lbs.
LED-331080-UNV	LED Flood Fixture	80	82	7,200	120-277	0.69-0.30	<20%	>0.90	20 lbs

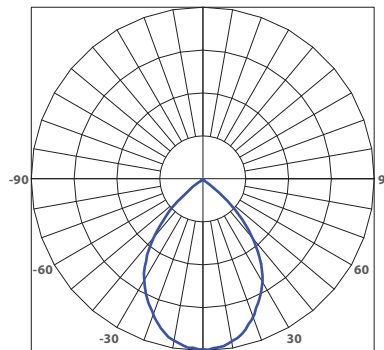
SPECIFICATIONS

- Driver Constant Current
- Start Method InstantON
- Hot Re-start InstantON
- Power Supply 350mA
- Driver UL Rating Class 1
- Driver UL Outdoor Rated Wet Location
- Sound Rating Class A
- ANSI Surge Protection IEEE C62.41 C High
- Driver Off-State Draw 0 Watts
- Universal Input Line Voltage 120-277 VAC
- Input Line Frequency 50/60 Hz
- LED / Driver System Life 75,000 Hrs.
- Lumen Maintenance @50,000Hrs > 70%
- Color Temperature 5,000°K
- Color Rendering Index (CRI) > 80
- Beam Angle 90°
- Minimum Starting Temperature -40°C
- Maximum Starting Temperature +50°C
- Lumens per Watt > 90
- Shock / Vibration Resistant Yes
- Power Factor > 0.90
- Total Harmonic Distortion < 20%
- Inrush Current Peak < 10 Amp
- FCC Compliance Part 15, Subp. C
- Optics IP Rating IP68
- Driver IP Rating IP67
- Warranty 5 Year

MOUNTING OPTIONS



PHOTOMETRICS (See Complete IES File)



90° Beam