

AREALIGHT.L

APPEARANCE

HOUSING	LENS	MOUNTING	DIFFUSION
<ul style="list-style-type: none"> • BRONZE • COL - CUSTOM 	<ul style="list-style-type: none"> • TEMPERED GLASS 	<ul style="list-style-type: none"> • WALL MOUNT 	<ul style="list-style-type: none"> • NONE

FIXTURE INFORMATION

- EPA Rating 1.4 sq. ft.

ELECTRICAL CHARACTERISTICS

- Standard AC input: up to 480 VAC
- EMI filter: 47CFR, part 2, part 15
- Power factor: >.9
- Total harmonic distortion: <20%
- Surge protection: IEC/EN 61000-4-5 EMC test standard

OPTIONAL UPGRADES

- **ARM** - Arm for 5" to 4" Square Pole
- **HV1** - 480V up to 150W
- **HV2** - 480V greater than 150W
- **PMOCC120** - Pole Mounted Occupancy Sensor 120V
- **PMOCC277** - Pole Mounted Occupancy Sensor 277V
- **EM** - Emergency Battery Backup, 5W, 600 Lumens, 90 Minutes*

OPTIONAL BEAM SPREAD AND TYPE DISTRIBUTION

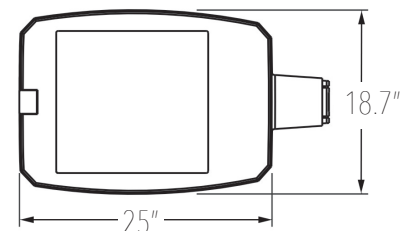
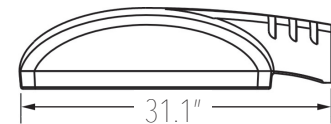

*MUST PROVIDE EXACT VOLTAGE REQUIREMENTS

- **80D** - Optional 80° Beam Spread
- **T1** - Optional Type 1 Distribution* For LIN-072, HEX-084¹,HEX-126¹
- **T2** - Optional Type 2 Distribution* For LIN-072, HEX-084¹,HEX-126¹
- **T3** - Optional Type 3 Distribution* For LIN-072, HEX-084¹,HEX-126¹
- **T4** - Optional Type 4 Distribution* For LIN-072, HEX-084, HEX-105, HEX-126, LIN-140, HEX-168
- **TRS or TLS** - Optional Right or Left Slanted Distribution*
For LIN-072, HEX-084¹, HEX-105¹,HEX-126¹, LIN-140, HEX-168¹
* Applicable for listed light engine retrofits only
¹ Applies to rectangular light engine retrofit geometries only

DIMENSIONS

LENGTH: 25"
WIDTH: 18.7"

HEIGHT: 8.25"
LENGTH W/ MOUNT: 31.1"



FIXTURE CODE: **ALL**

LIGHT ENGINE RETROFITS

- L70 Rated life of 100,000+ hours
- Minimum CRI: 70; Custom CRI available upon request.
- Operating temp: -30° C to +60° C
- No toxic chemicals/ROHS compliant
- ETL certified, meets UL and CSA standards
- Eligible for Rebates
- 50-90% energy savings
- Manufactured in the USA


INSTALLATION

- Licensed electrician required
- Contact Noribachi for additional support

WARRANTY

- 5 year manufacturer's warranty
- **10YR** - Optional 10 year manufacturer's warranty
- US manufacturing and quality control

CERTIFICATIONS



AREALIGHT.L

AVAILABLE LIGHT ENGINE RETROFITS



LIN-072

<i>DRIVE CURRENT</i>	<i>WATTAGE</i>	<i>REPLACES</i>	<i>LUMEN OUTPUT</i>	<i>CATALOG #</i>
B	108W	225-435W	15,192lm	LIN-072-B-CW-MT-ALL

HEX-084

<i>DRIVE CURRENT</i>	<i>WATTAGE</i>	<i>REPLACES</i>	<i>LUMEN OUTPUT</i>	<i>CATALOG #</i>
B	126W	300-525W	17,724lm	HEX-084-B-CW-MT-ALL

HEX-105

<i>DRIVE CURRENT</i>	<i>WATTAGE</i>	<i>REPLACES</i>	<i>LUMEN OUTPUT</i>	<i>CATALOG #</i>
B	158W	400-650W	22,155lm	HEX-105-B-CW-MT-ALL

HEX-126

<i>DRIVE CURRENT</i>	<i>WATTAGE</i>	<i>REPLACES</i>	<i>LUMEN OUTPUT</i>	<i>CATALOG #</i>
B	189W	550-800W	26,586lm	HEX-126-B-CW-MT-ALL

LIN-140

<i>DRIVE CURRENT</i>	<i>WATTAGE</i>	<i>REPLACES</i>	<i>LUMEN OUTPUT</i>	<i>CATALOG #</i>
B	210W	750-1000W	29,540lm	LIN-140-B-CW-MT-ALL

AREALIGHT.L

AVAILABLE LIGHT ENGINE RETROFITS



HEX-168

<i>DRIVE CURRENT</i>	<i>WATTAGE</i>	<i>REPLACES</i>	<i>LUMEN OUTPUT</i>	<i>CATALOG #</i>
B	252W	725-1200W	35,448lm	HEX-168-B-CW-MT-ALL