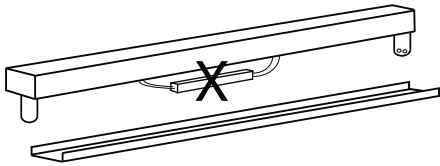


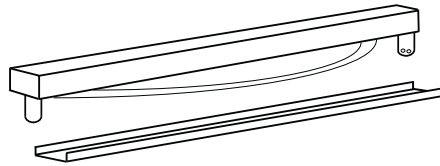
Neptun's high performance LED T8 tubes feature a self-ballasted design to eliminate unnecessary steps in the retrofit process. They are offered in 2 wiring configurations to allow for a simple installation in all types of applications.

INSTRUCTIONS

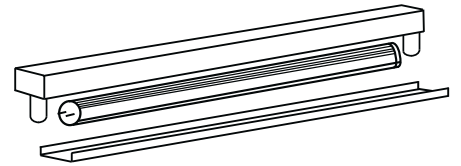
Step 1. Remove Electronic Ballast



Step 2. Connect Wiring



Step 3. Install LED Tube

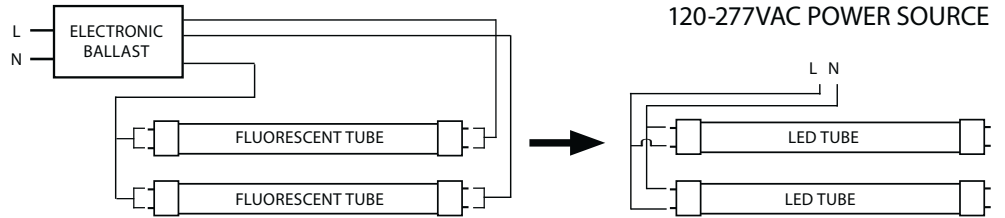


Single Pole (1P) Wiring

Sample Ordering #: LED-88020-UNV-741-1P



1 Pole (1P) wiring can be used in applications with Non-Shunted Sockets



Dual Pole (2P) Wiring

Sample Ordering #: LED-88020-UNV-741-2P



2 Pole (2P) wiring can be used in applications with Non-Shunted or Shunted Sockets

